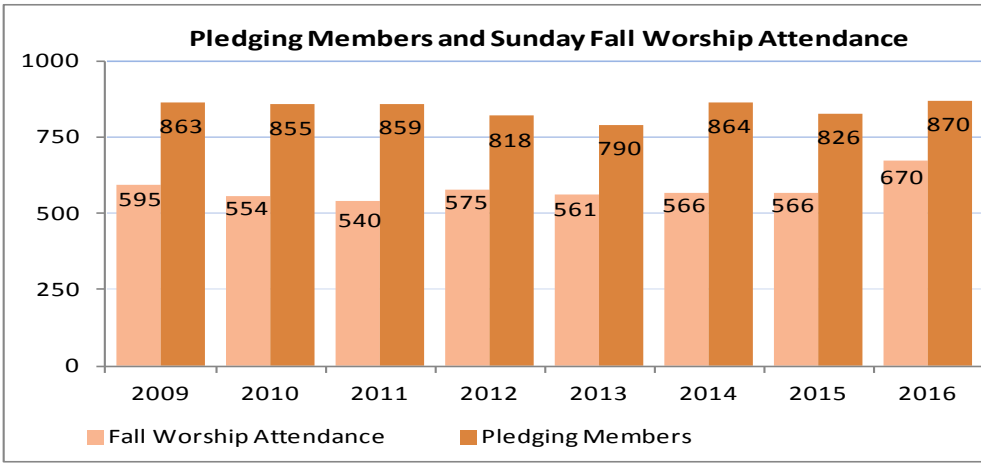
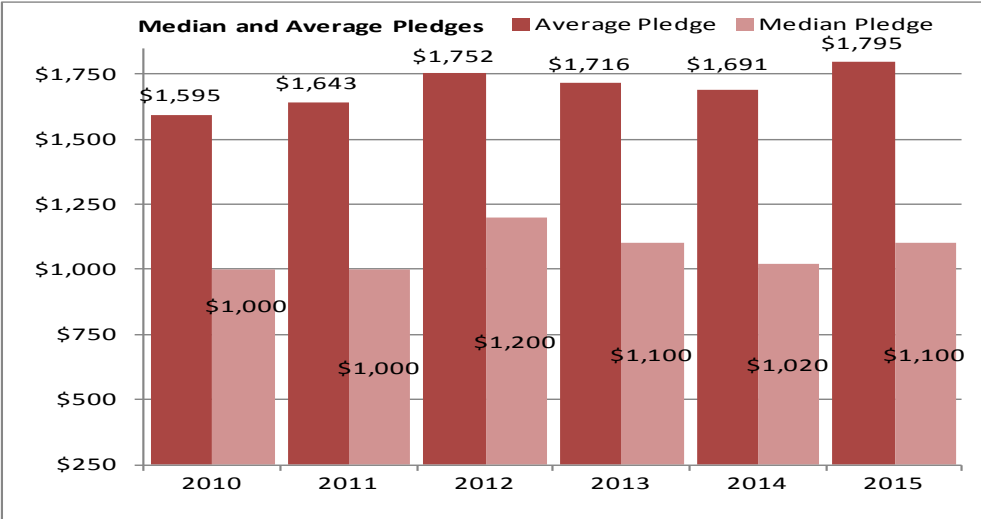


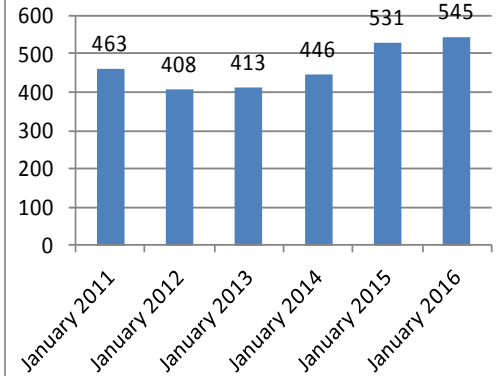
Unity Church – Unitarian Dashboard as of March 4, 2016



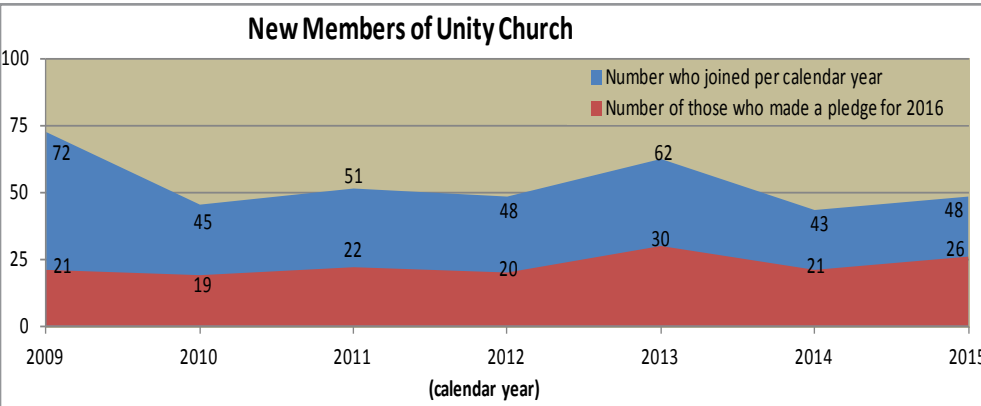
Fall attendance numbers are defined as the average Sunday worship attendance during the period between and including Merging of the Waters Sunday and the Sunday before Christmas Eve. "Number of Pledging Members" are the UUA certified membership numbers tabulated in February of the church year that is listed.



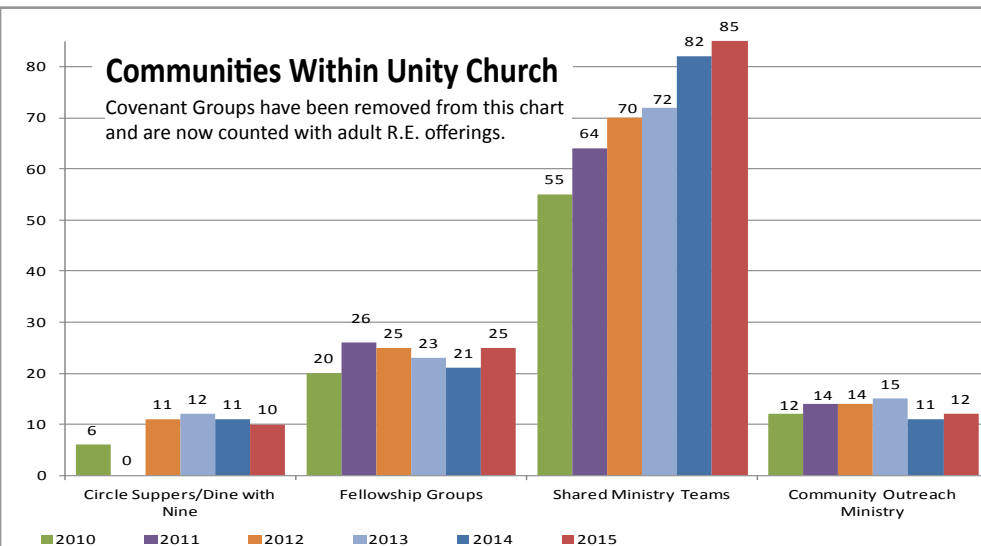
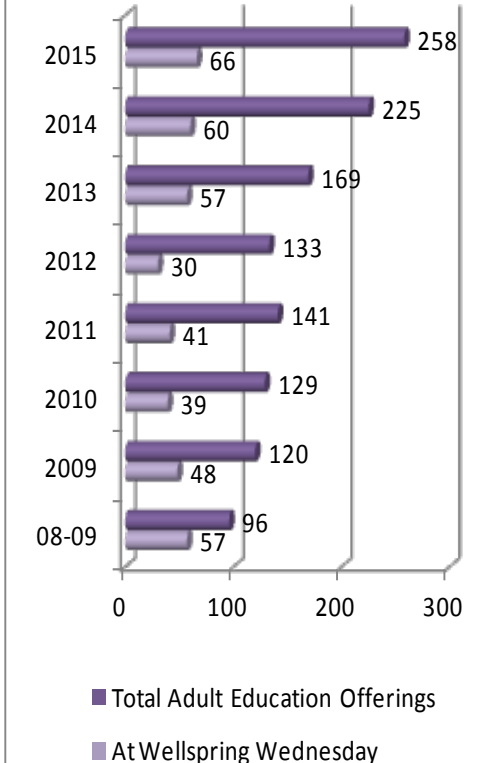
Church School Enrollment



These UUA certification numbers include actual numbers of children and youth enrolled from Spirit Play (preK and K) through Tower Club (high school) and estimated numbers of children in nursery care.



Adult Religious Education Offerings



Operating Budget Information FY 2011-2015

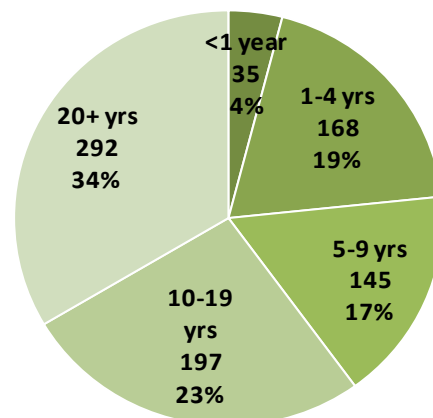
INCOME BREAKDOWN*	2011	2012	2013	2014	2015
Pledges, Gifts, Offerings, and Fundraisers	\$1,185,696	\$1,171,165	\$1,199,100	\$1,219,544	\$1,267,619
Program Income	\$55,792	\$45,950	\$57,295	\$68,786	\$68,390
Investment Income	\$40,000	\$27,244	\$48,000	\$28,000	\$27,000
Facilities Income	\$28,415	\$30,215	\$38,360	\$34,707	\$28,285
Other Funds and Grants	\$42,776	\$17,250	\$18,000	\$45,000	\$56,994
Total Budget	\$1,352,679	\$1,291,823	\$1,360,755	\$1,396,037	\$1,448,289

* budgeted amounts

EXPENSE BREAKDOWN*	2011	2012	2013	2014	2015
Worship & Pastoral Care	\$147,586	\$151,048	\$155,005	\$144,517	\$146,787
Music	\$143,267	\$145,505	\$155,723	\$155,358	\$161,454
Lifespan Religious Education	\$202,830	\$190,174	\$194,254	\$193,902	\$223,695
Community Outreach	\$73,368	\$73,487	\$80,981	\$64,743	\$48,617
Membership/Wellspring Wednesday/Denominational Affairs	\$161,443	\$145,132	\$168,481	\$193,370	\$198,750
Governance/Development/Administrative Support	\$380,805	\$364,700	\$379,258	\$389,839	\$392,628
Facilities	\$219,294	\$197,689	\$202,907	\$240,485	\$256,950
Reserve Funds	\$24,086	\$24,086	\$24,147	\$13,822	\$19,408
Total Budget	\$1,352,679	\$1,291,823	\$1,360,755	\$1,396,037	\$1,448,289

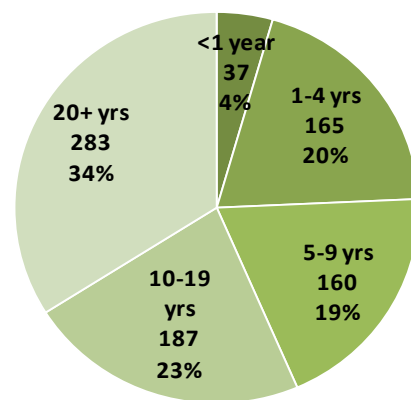
* budgeted amounts

Unity Church Voting Members 2016



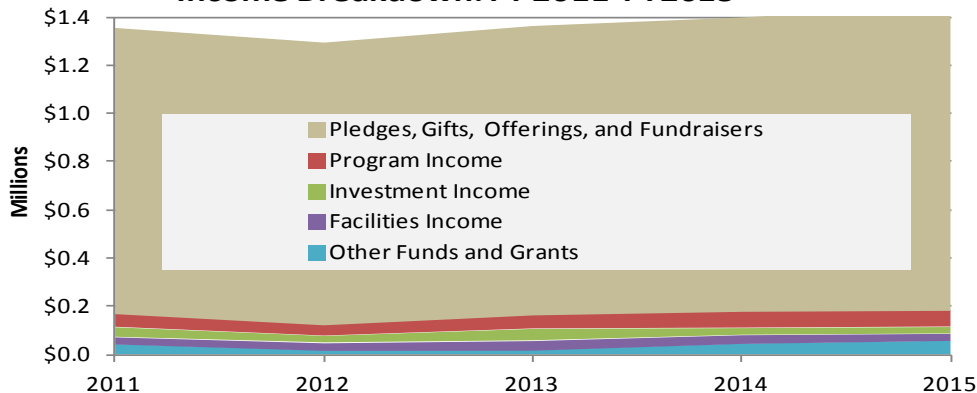
Total number of voting members: 870

Unity Church Voting Members 2015

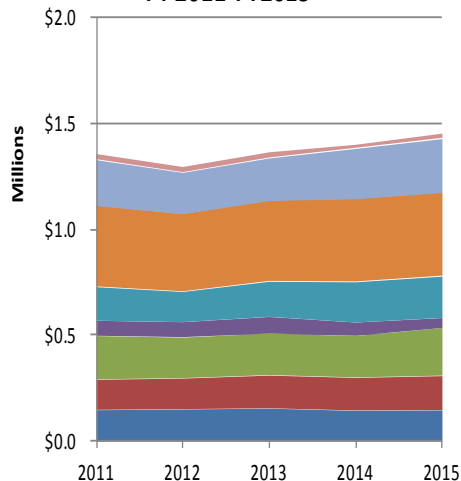


Total number of voting members: 832

Income Breakdown: FY 2011-FY2015



Expense Breakdown: FY 2011-FY2015



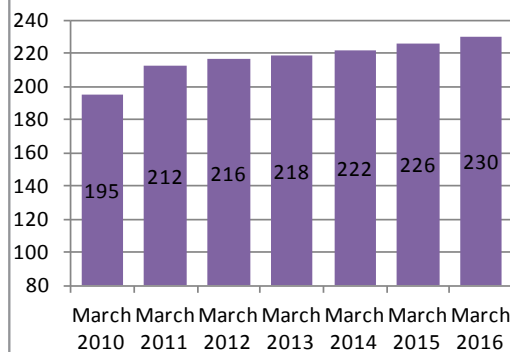
- Worship & Pastoral Care
- Music
- Lifespan Religious Education
- Community Outreach
- Membership/Wellspring Wednesday/Denominational Affairs
- Governance/Development/Administrative Support
- Facilities
- Reserve Funds



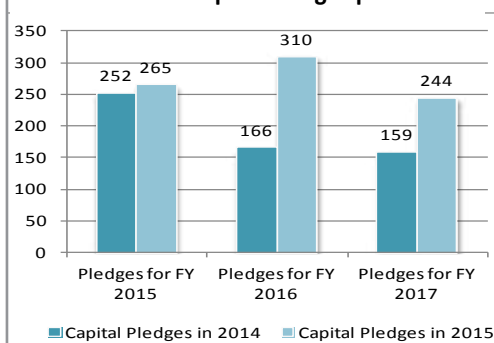
Unity Tomorrow Capital Campaign Commitments

Fiscal Year	Commitments
2011	\$1,408,199
2012	\$2,160,099
2013	\$1,245,857
2014	\$1,074,230
2015	\$850,935
2016	\$103,817
Total as of 2/29/16	\$6,843,137

Heritage Society Members



Total Number of Capital Pledges per FY



Capital Pledges \$ Amount per FY

