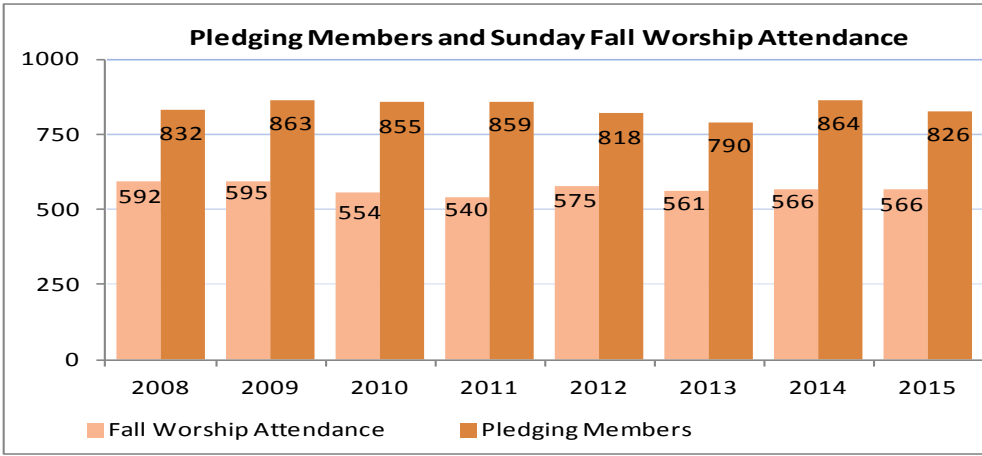
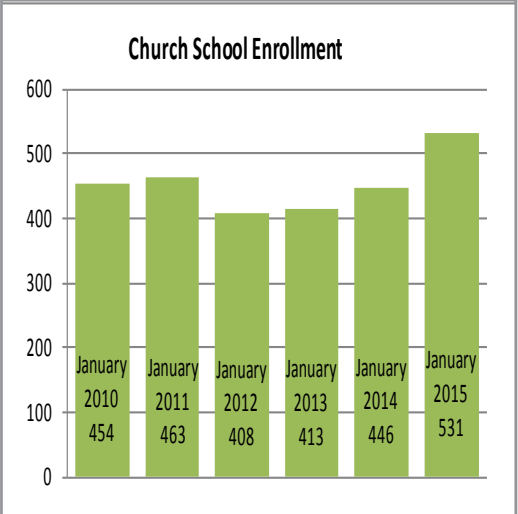
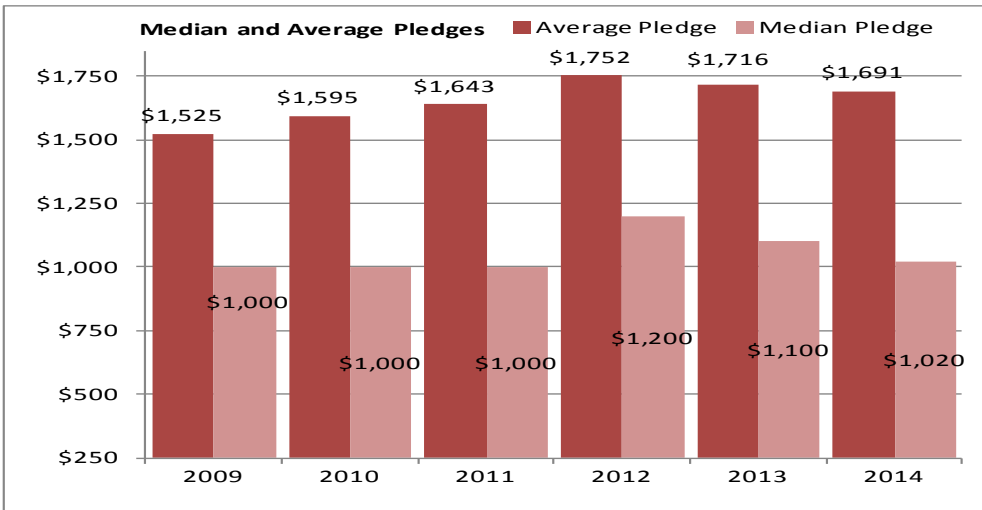


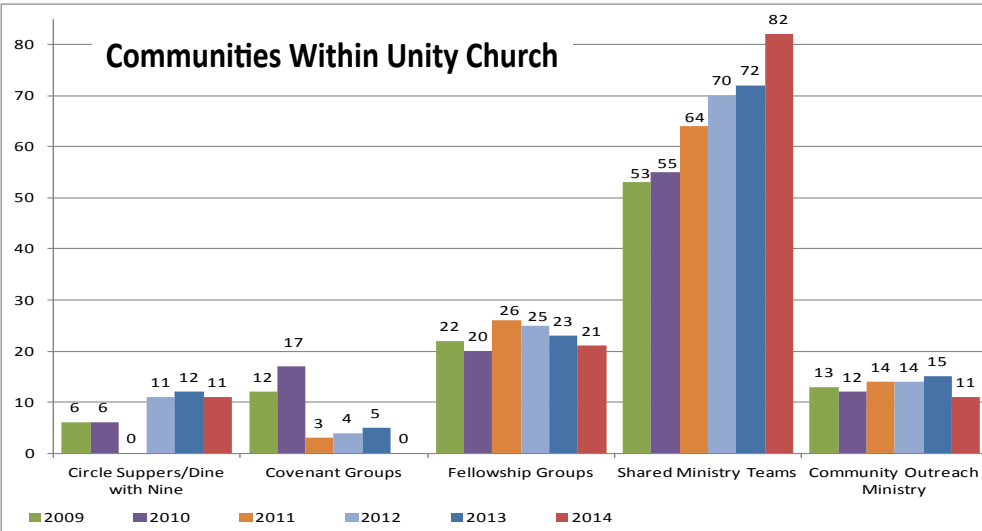
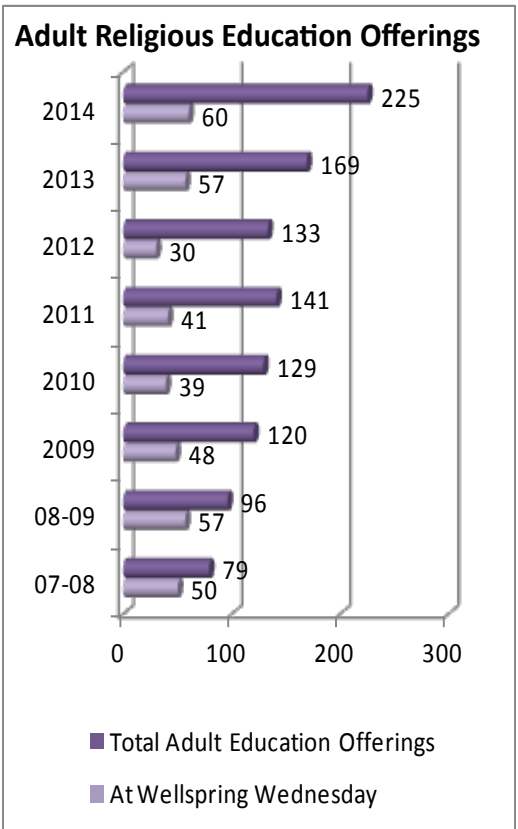
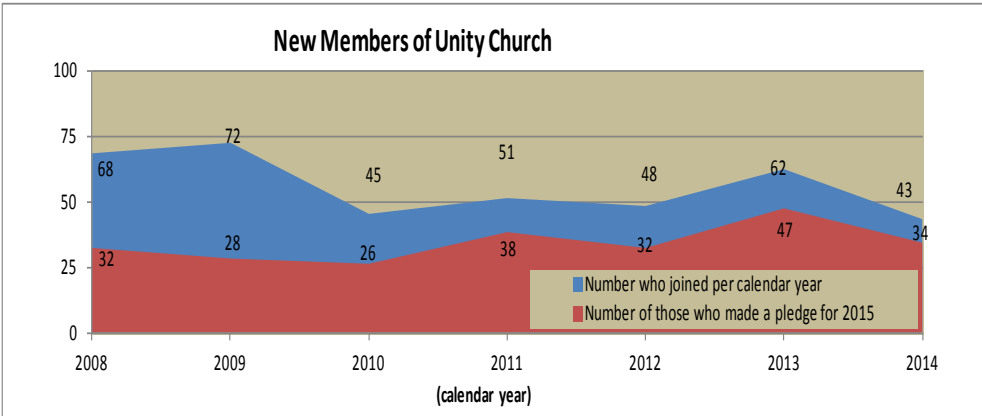
Unity Church – Unitarian Dashboard as of March 13, 2015



Fall attendance numbers are defined as the average Sunday worship attendance during the period between and including Merging of the Waters Sunday and the Sunday before Christmas Eve. "Number of Pledging Members" are the UUA certified membership numbers tabulated in February of the church year that is listed.



These UUA certification numbers include actual numbers of children and youth enrolled from Spirit Play (preK and K) through Tower Club (high school) and estimated numbers of children in nursery care.



Operating Budget Information FY 2010-2014

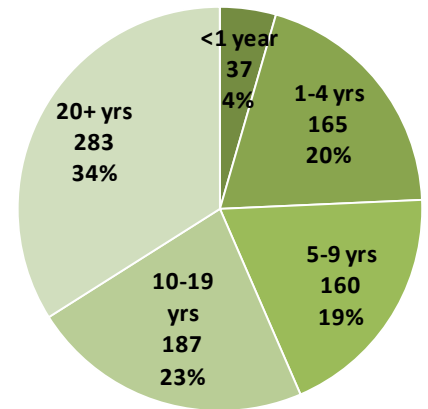
INCOME BREAKDOWN*	2010	2011	2012	2013	2014
Pledges, Gifts, Offerings, and Fundraisers	\$1,184,142	\$1,185,696	\$1,171,165	\$1,199,100	\$1,219,544
Program Income	\$58,652	\$55,792	\$45,950	\$57,295	\$68,786
Investment Income	\$50,000	\$40,000	\$27,244	\$48,000	\$28,000
Facilities Income	\$27,168	\$28,415	\$30,215	\$38,360	\$34,707
Other Funds and Grants	\$40,650	\$42,776	\$17,250	\$18,000	\$45,000
Total Budget	\$1,360,612	\$1,352,679	\$1,291,823	\$1,360,755	\$1,396,037

* budgeted amounts

EXPENSE BREAKDOWN*	2010	2011	2012	2013	2014
Worship & Pastoral Care	\$142,783	\$147,586	\$151,048	\$155,005	\$144,517
Music	\$142,720	\$143,267	\$145,505	\$155,723	\$155,358
Lifespan Religious Education	\$194,652	\$202,830	\$190,174	\$194,254	\$193,902
Community Outreach	\$72,264	\$73,368	\$73,487	\$80,981	\$64,743
Membership/Wellspring Wednesday/Denominational Affairs	\$178,619	\$161,443	\$145,132	\$168,481	\$193,370
Governance/Development/Administrative Support	\$370,327	\$380,805	\$364,700	\$379,258	\$389,839
Facilities	\$233,637	\$219,294	\$197,689	\$202,907	\$240,485
Reserve Funds	\$25,610	\$24,086	\$24,086	\$24,147	\$13,822
Total Budget	\$1,360,612	\$1,352,679	\$1,291,823	\$1,360,755	\$1,396,037

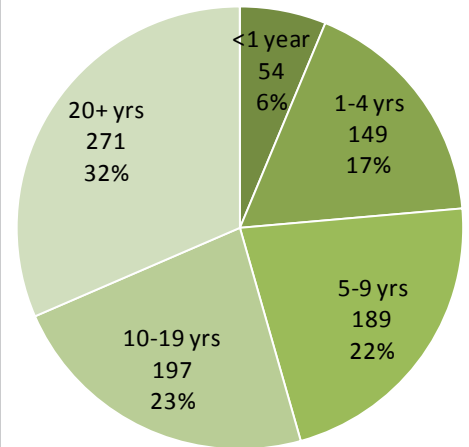
* budgeted amounts

Unity Church Voting Members 2015



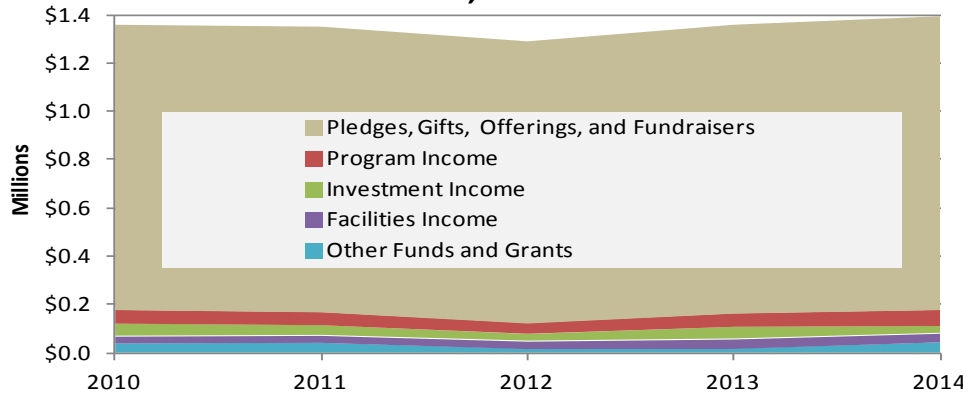
Total number of voting members: 832

Unity Church Voting Members 2014

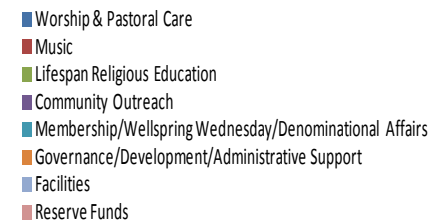
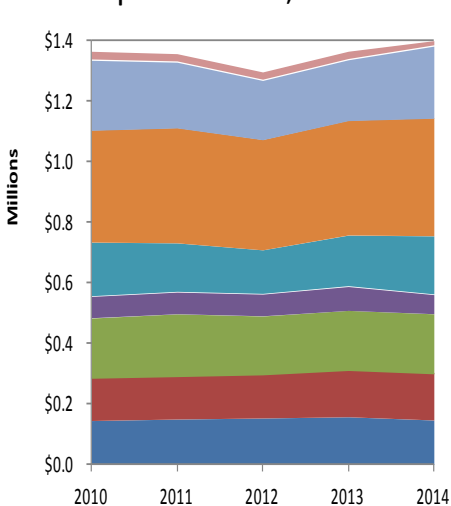


Total number of voting members: 860

Income Breakdown, FY 2010-FY2014



Expense Breakdown, FY 2010-FY2014



Unity Tomorrow Capital Campaign Commitments

Fiscal Year	Commitments
2011	\$1,408,199
2012	\$2,160,099
2013	\$1,245,857
2014	\$1,074,280
2015	\$878,035
2016	\$62,617
Total as of 2/28/15	\$6,829,087

Capital Pledges

Fiscal Year	# Pledges	\$ Pledges	Average Pledge
2015	252	\$195,384	\$775
2016	166	\$177,610	\$1,070
2017	159	\$147,359	\$927
Total	577	\$520,353	

Heritage Society Members

